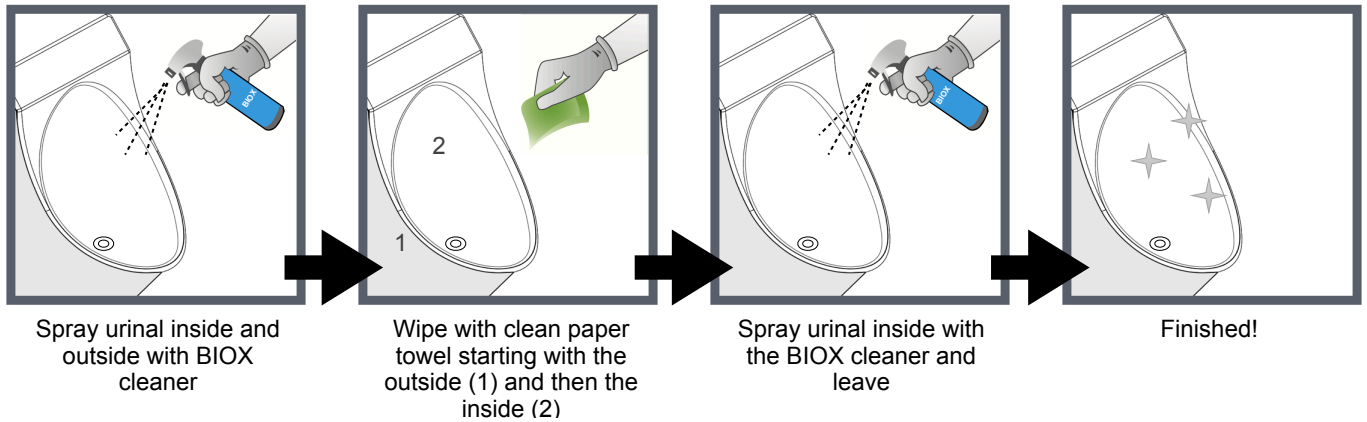
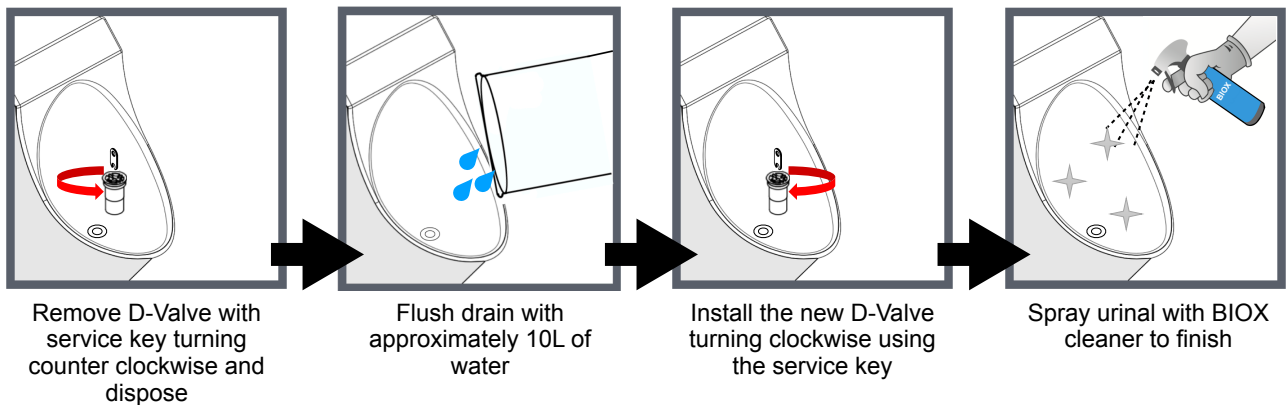


Cleaning Instructions



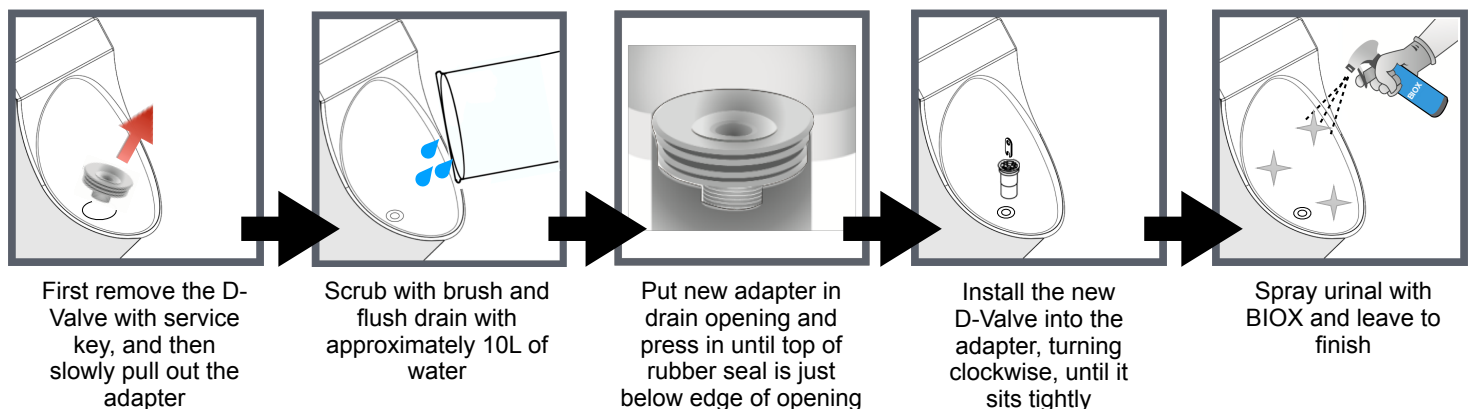
For best results, repeat the cleaning process on a daily basis. It is also important to **NOT** empty any type of waste into the urinal. It is recommended to wear gloves during this process.

Maintenance Instructions - Changing D-Valve



D-Valve needs to be changed on average between 2-4 times a year depending on usage. The manufacturer recommends using the BIOX microbiological cleaning agent as this does not contain any products that will damage the urinal.

Maintenance Instructions - Changing Adapter (#D002/3 - URIMAT Eco line only)



The adapter that the D-Valve sits in needs to be changed on average every 2-3 years depending on usage. The manufacturer recommends using the BIOX microbiological cleaning agent as this does not contain any products that will damage the urinal.

BENEFITS OF BIOX

The manufacturer recommends the use of BIOX cleaning agent, a powerful microbiological cleaning product that contains no harmful chemicals making it safe to use for our ecological system and is neither toxic nor allergenic. BIOX will eliminate the undesirable odour and provide a constant freshness in the toilet and sanitary areas.

To order email: info@urimat-australia.com.au

or call

1300 360 337



1L BIOX Cleaning Agent
Concentrate
Green Apple
Order # **80.001**



1L BIOX Cleaning Agent
Concentrate
Blue Musk
Order # **80.002**



10L BIOX
Cleaning Agent
Concentrate
Green Apple
Order # **80.006**



10L BIOX
Cleaning Agent
Concentrate
Blue Musk
Order # **80.007**



10L BIOX
Cleaning Agent
Ready
Green Apple
Order # **80.012**

Ready to use



10L BIOX
Cleaning Agent
Ready
Blue Musk
Order # **80.014**

Ready to use



Valve Replacement
Kit for Waterless
Urinals
Order # **D001**
incl. 2 D-Valves



BIOX Spray Bottle
500ml Commercial
Grade
Order # **80.008**



Adapter (URIMAT
Eco line only)
Order # **D002/3**